

THE PORT OF PREFERENCE



# ST. VINCENT AND THE GRENADINES PORT AUTHORITY



SVGPA SUMMER PROGRAMME 2022

## ANNUAL STATISTICAL PUBLICATION

### 2022

## TABLE OF CONTENT

	Page
<b>Foreword</b>	<b>i</b>
<b>Corporate Information</b>	<b>ii</b>
<b>Definition of Terms and Abbreviations</b>	<b>iii</b>
<b>Board of Directors</b>	<b>iv</b>
<b>Department Managerial Staff</b>	<b>v</b>
<b>SVGPA Launches Strategic Plan</b>	<b>1-2</b>
<b>SVGPA Summer Program and Port Awareness Day</b>	<b>3-4</b>
<b>Clarence Keizer Education Scholarship Award</b>	<b>5-6</b>
<b>SVGPA Moves to Adopt Village</b>	<b>7</b>
<b>Cargo Tonnage Statistics 2022</b>	<b>8-13</b>
<b>Container Statistics 2022</b>	<b>14-17</b>
<b>Tanker Calls and Fuel Data Statistics 2022</b>	<b>18</b>
<b>Barrel Statistics 2022</b>	<b>19</b>
<b>Vehicle Statistics 2022</b>	<b>20-21</b>
<b>Vessel Statistics 2022</b>	<b>22</b>
<b>Cruise Ship Statistics 2022</b>	<b>23-25</b>
<b>SVGPA Training Programme 2022</b>	<b>26</b>

## FOREWORD

St. Vincent and the Grenadines Port Authority's Annual Statistical Publication provides data on all cargo activity at the Port's primary locations in Kingstown and Campden Park. The digest also provides data on cruise vessel activity on the mainland of St. Vincent and the Grenadines.

The Campden Park location continues to handle over 90% of the local container traffic, while Kingstown handles most of the bulk cargo traffic. The cruise facility experienced a higher vessel activity following the hiatus brought on by the COVID-19 restrictions.

With the intention to enhance the Port's overall efficiency and effectiveness, transitioning it to a modernized organization that uses best practices and technology to improve its competitiveness, a new Strategic Plan 2022-2025 was launched by the SVG Port Authority in July 2022, establishing a new mission and vision for the Authority. Additionally, the plan speaks to the Port enhancing its relationship with its staff.

As the Port continues to invest in its staff and provide training and professional development opportunities, it has extended its courtesies by contributing to youth development through summer programs and education assistance programs. Additionally, the Port expanded its Corporate Social Responsibility mandate and adopted a new village settlement at Orange Hill, where volcano-affected Sandy Bay residents were relocated.

This publication intends to provide our stakeholders with statistical data on the Port's activities and a synopsis of the key initiatives undertaken in the year 2022.

Signed,

Carl F. James, CEO (Ag)

## Corporate Information

**Name of Company:** St. Vincent and the Grenadines Port Authority

The St. Vincent and the Grenadines Port Authority (SVGPA) is responsible for the operation and administration of the Kingstown Deep Water Harbour, the nearby Campden Park Container Port (CPCP), the Kingstown Cruise and Ferry Terminal and the harbours in the Grenadine islands.

Port Kingstown first began operations in September 1964 and is located in the capital city, Kingstown. The main quay is 900ft with additional 121ft of catwalk with a water depth alongside of 30ft. The Port handles both containerized and general cargo. The port also facilitates inter-island ferries and cruise ship services.

Campden Park Container Port is located just outside capital Kingstown, constructed in March 1993 at the Campden Park Industrial Estate. The Port is operated by the St. Vincent and the Grenadines Port Authority to specifically handle containers.

**Address:** St. Vincent and the Grenadines Port Authority, P.O. Box 1237, St. Vincent

**Vision Statement:** A global port that is a hallmark for innovation, dynamism and excellence

**Mission Statement:** SVGPA delivers the highest quality service to the stakeholders to facilitate maritime trade and promote sustainable economic growth and development

**Tel No.:** +784 456 1830

**Fax No.:** +784 456 2723

**Website.:** [www.svgpa.com](http://www.svgpa.com)

**Email address** [Portadmin@svgpa.com](mailto:Portadmin@svgpa.com)

**Contact person:** Mr. Carl James

**Position:** Chief Executive Officer (Ag)

**Approaches:** Kingstown Deep Water Harbour  
Location: Latitude: 13 9' 1" N, Longitude: 61 13'5" W  
Useful landmark: Fort Charlotte Signal Station

**Main Approach:** Red Cupola - Depth 100m, Width 1.25 miles, length 0.7 miles

**Approaches:** Campden Park Container Port  
Location: Latitude: 13 10' 2" N, Longitude: 61 14' 9" W  
Useful landmark: Green flashing light on Questelles Point and red flashing light on the eastern side of Campden Park Bay.

**Main Approach:** Approach the port by entering from the center of the bay. There are no charted dangers to the approach.

**Business hours**

Mon-Fri:	0800 - 1600
Sat:	0800 - 1200
Closed:	Sunday and public holidays

## TERMS AND ABBREVIATIONS

<b>TEU</b>	-	Twenty-foot equivalent unit
<b>TONS (TONNAGE)</b>	-	A weight equivalent to 2,000 lbs (American) or 2,240 lbs (English) or measurement equivalent to 35 cubic feet
<b>CONT. (CONTAINERIZED)</b>	-	Cargo shipped in containers
<b>TRANSSHIPMENT</b>	-	The transferring of cargo from one mode of transport to another or the same mode at a Port, which is not the Port of final destination
<b>GRT</b>	-	Gross Registered Tonnage
<b>NRT</b>	-	Net Registered Tonnage
<b>BREAKBULK</b>	-	Cargo that is loosely shipped in a ship's hold and not in a container
<b>INBOUND</b>	-	Imported or incoming
<b>OUTBOUND</b>	-	Exported or outgoing
<b>THROUGHPUT</b>	-	The total volume in tonnage of Import and export
<b>RORO</b>	-	Roll-on Roll-off Container
<b>PAX</b>	-	Passengers
<b>LCL</b>	-	Less Container Load

## **BOARD OF DIRECTORS**

Mr. Cerlain Russell - Chairman

Mr. Vaughn Mills - Deputy Chairman

Mr. Edmond Jackson - Director General Ministry of Finance

Mr. Andrew Woodroffe - Representative Chamber of Industry and Commerce

Mrs. Yvette Pompey - Permanent Secretary Ministry of Urban Development

Mrs. Resa Noel Mc. Barnett - Permanent Secretary Ministry of Tourism

Mrs. Sandy Peters Phillips - Permanent Secretary Ministry of Foreign Affairs

Ms. Sandra Noel - Chairperson Human Resource Committee

Mr. Alex Williams - Chairperson Technical Committee

Mr. Paul Delves - Representative Shipping

## **DEPARTMENT MANAGERIAL STAFF**

Mr. Carl James– Chief Executive Office (Ag.)

Mr. Walwyn Nichols - Chief Operating Office (Ag.)

Mrs. De-Aon Sayers - Manager Human Resource & Corporate Affairs

Mr. Ronald Joseph - Chief Pilot / Harbour Master

Ms. Maxine Jack - Manager Accounting & Finance

Mr. Ekron Byron - Manager Information Systems

Mr. Harvey Caine - Chief Surveillance Officer

Mr. Teeka Ramlogan - Environmental Health and Safety Manager

Mr. Roald Shallow - Manager of Maintenance & Engineering

Ms. Sophia Clouden - Marketing Manager

## SVG PORT AUTHORITY LAUNCHES STRATEGIC PLAN

### VISION

**A global port that is a hallmark for innovation, dynamism and excellence**

### MISSION

**SVGPA delivers the highest quality service to the stakeholders to facilitate maritime trade and promote sustainable economic growth and development**



On July 23, 2022 the St. Vincent and the Grenadines Port Authority launched its Strategic Plan under the theme: **One Port, One Culture, One Team** at a function held at the Cruise Ship Terminal and Ferry Berth.

During the event, remarks were made by the Chief Executive Officer (Ag.), Mr. Carl James; the Chairman of the SVG Port Authority, Mr. Cerlain Russell and the featured address was delivered by Senator Julian Francis, Minister of Urban Development, Energy, Airport, Seaport, Grenadines Affairs and Local Government.

Employees of the organization made a short presentation in the form of a skit, depicting their preparedness to embark on the strategic plan and their enthusiasm to work toward achieving its mission and goals. The skit also highlighted some of the benefits to be derived from such an initiative.

The SVG Port Authority's Strategic Plan was developed through a highly consultative process and the strategic initiatives were selected to holistically address the needs of all stakeholders. The plan also takes into consideration the Port's Modernization Project which will result in the Port operating a more modernized Port facility effective 2025.






L-R Mrs. Germaine Nichols, Chairperson of the event - Mr. Carl James, CEO (Ag) - Mr. Cerlain Russell, Chairman of the SVGPA - and Senator Julian Francis, Minister of Urban Development, Energy, Airport, Seaport, Grenadines Affairs and Local Government



Mr. Carl James, CEO (Ag) delivering remarks



Employees performing a skit

## SVG Port Authority's Summer Programme and Port Awareness Day

In 2013, the SVG Port Authority officially launched its Summer Program. The purpose of this initiative is to provide meaningful activities for children to be engaged in during the summer vacation. From its inception, the activities undertaken in the program are geared toward the holistic development of the children of our employees.

During the summer of 2020 and 2021, the Port Authority had to cancel its program due to the Covid-19 pandemic and the established protocols as it relates to social gathering. However, as the Ministry of Health has now relaxed the protocols, the Port Authority grasps the opportunity to resume its program.

This year, the organization took the initiative to partner with the SVG Coast Guard Youth Development Programme. The program was held at the Calliaqua Town Hall, under the theme **Shaping our Youths for Life's High Seas**. The program consisted of three (3) Phases and the children of the employees of the SVG Port Authority were accommodated in phase two (2), which ran July 28 – August 2, 2022.

As part of the Summer Program, the Port incorporated a Port Awareness Day where children were given the opportunity to observe the duties carried out at the Port and bring about an awareness of the varying career choices existing at the organization.



SVG Port Authority's CEO (Ag.) Carl James hands over sponsorship cheque to Damian Franklyn of the SVG Coast Guard Youth Development Summer Program

## PORT AWARENESS DAY

CEO (Ag). Mr. Carl James seen here having a welcome chat with the Kids.



All aboard the pilot vessel with Chief Pilot Mr. Ronald Joseph and the Marine Staff.

## **Clarence Keizer Education Award**

As part of the SVG Port Authority's Corporate Mandate, educational assistance is provided to children of employees who were successful in the Caribbean Primary Exit Assessment (CPEA), through the Clarence Keizer Education Award.

This year, (2022) the Clarence Keizer Education Award celebrates 27 years, having commenced in 1995. The award is presented to the (3) three top performers and covers five (5) years at the Secondary School level and two (2) years at the College / Tertiary level.

The 2022 scholarship recipients are as follows:

- Jaiden Charles
- Deshonte Horne
- Taliyah Roberts

Bursaries were awarded to an additional three (3) children who were also successful in the CPEA.

The presentation of the awards was held during a ceremony at the SVG Port Authority's conference room on Tuesday, August 2, 2022, where the children along with their parents were in attendance.

In presenting the awards to the recipients, the Chief Executive Officer (Ag.), Mr. Carl James congratulated the students and encouraged them to recognize and utilize available online resources that will enhance their learning.

He further advised them to build up themselves into resilient individuals and call on their support structure whenever they are faced with challenges, as giving up should never be viewed as an option.

The CEO (Ag.) continued by advising them that the hard work they put in, will pay off and that he will be elated to see some of the organisation's scholarship holders embarking on a career at the Port Authority.

Each of the scholarship recipients took the time to express their thanks to the organisation for the scholarships and the opportunities afforded them by the Port Authority.



Chief Executive Office (Ag.) Mr. Carl James presenting Award to Scholarship Recipient - Mr. Jaiden Charles

Chief Executive Office (Ag.) Mr. Carl James presenting Award to Scholarship Recipient - Ms. Taliyah Roberts



Chief Executive Office (Ag.) Mr. Carl James presenting Award to Scholarship Recipient - Mr. Deshante Horne

## **St. Vincent and the Grenadines Port Authority Moves To Adopts New Village**

A new village settlement located at Orange Hill was adopted by the SVG Port Authority to spread holiday cheer. The residents of this new village consist of evacuees who had to be resettled after the April 2021 eruption of La Soufriere.

In its effort to help brighten the lives of the new villagers, the SVG Port Authority lit up the community on December 17th, 2022 and distributed gifts to children in the village on December 22, 2022.

The Port's intention is to work closer with the community in an effort to improve the lives of the residents.



PORT

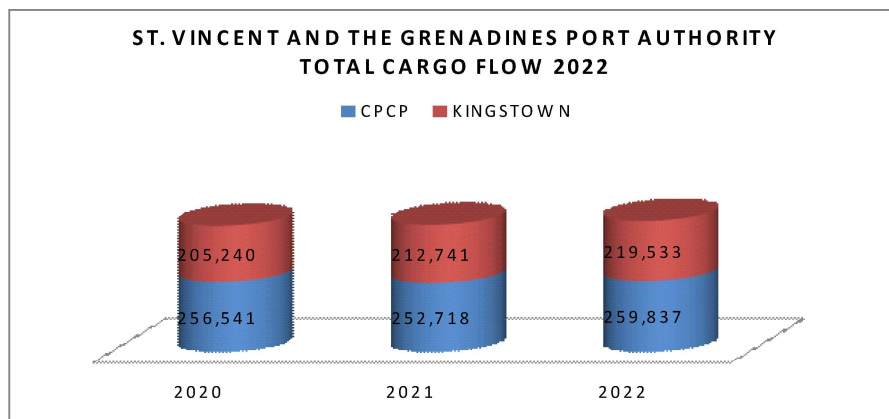
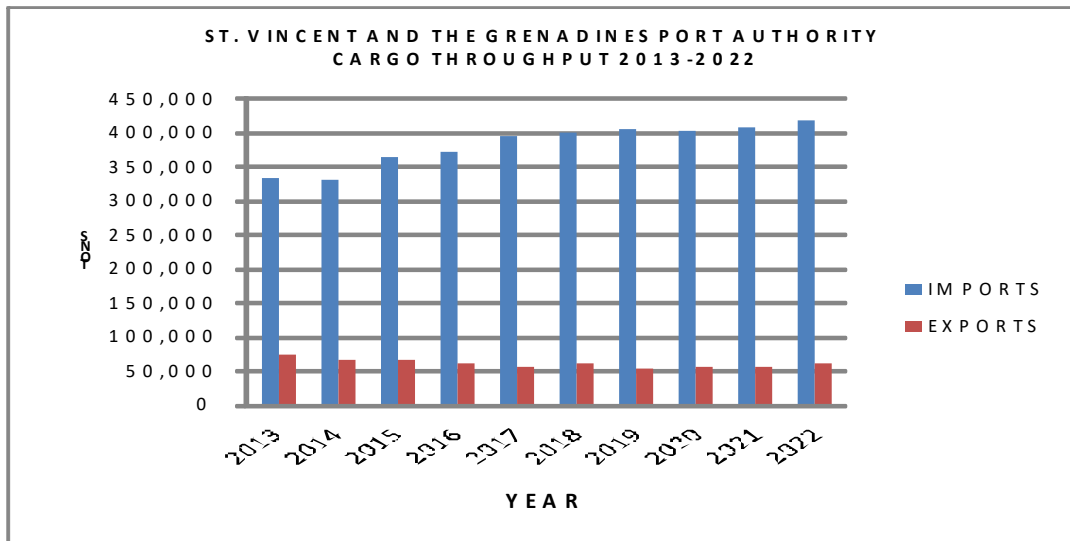
STATISTICS

## CARGO TONNAGE STATISTICS

Total cargo tonnage for the year 2022 amounted to 479,370 tons; an increase of 3% over 2021 which reported 465,460 tons. In comparison to 2021, imports increased by 8,874 tons or 2.17% while exports increased by 5,036 tons or 9.03%. Pages (8-13) refer

### ST. VINCENT AND THE GRENADINES PORT AUTHORITY TOTAL CARGO THROUGHPUT 2013 - 2022

YEARS	IM PORTS	EX PORTS	TOTAL FLOW	% INCREASE / DECREASE
2013	335,491	73,805	409,296	1.2
2014	331,944	65,716	397,660	(2.8)
2015	365,169	66,602	431,771	8.6
2016	372,418	62,105	434,523	0.6
2017	395,543	57,595	453,138	4.3
2018	401,123	61,090	462,213	2.0
2019	406,595	54,982	461,577	(0.1)
2020	404,084	57,698	461,782	0.0
2021	409,696	55,764	465,460	0.8
2022	418,570	60,800	479,370	3.0





**ST. VINCENT AND THE GRENADINES PORT AUTHORITY**  
**INBOUND**  
**MONTHLY CARGO STATISTICS 2022**

MONTH	REGIONAL		EXTRA REGIONAL							TOTALS	
	GEN.CARGO	PAPER	CEMENT	GEN.CARGO	VEHICLES	LUMBER	FUEL	STEEL	CONT.	MTLY	YTD
	B'BULK	ROLLS		B'BULK							
<b>JANUARY</b>	1,541	-	7,719	7	1,400	395	4,792	122	13,757	29,733	29,733
<b>FEBRUARY</b>	1,739	100	3,414	56	310	680	6,493	-	16,355	29,147	58,881
<b>MARCH</b>	2,003	-	3,649	305	1,812	-	9,680	1,276	18,884	37,609	96,489
<b>APRIL</b>	2,242	83	4,629	45	1,408	328	7,955	293	17,316	34,299	130,788
<b>MAY</b>	2,002	91	3,572	74	1,678	457	6,101	-	17,951	31,926	162,714
<b>JUNE</b>	1,710	101	6,335	216	1,933	707	4,913	-	20,456	36,371	199,085
<b>JULY</b>	1,950	-	3,932	58	1,516	-	5,942	458	18,802	32,658	231,743
<b>AUGUST</b>	2,371	-	-	82	1,943	578	7,069	-	21,294	33,336	265,080
<b>SEPTEMBER</b>	2,762	7	6,612	78	275	735	3,624	161	17,940	32,193	297,273
<b>OCTOBER</b>	2,481	-	9,785	138	2,005	-	5,835	-	16,361	36,605	333,878
<b>NOVEMBER</b>	1,477	123	2,970	144	189	695	5,833	486	29,496	41,413	375,291
<b>DECEMBER</b>	2,806	45	2,610	138	2,688	394	4,619	-	29,979	43,279	418,570
<b>TOTAL</b>	<b>25,084</b>	<b>550</b>	<b>55,227</b>	<b>1,341</b>	<b>17,157</b>	<b>4,969</b>	<b>72,856</b>	<b>2,796</b>	<b>238,590</b>	<b>418,570</b>	

**ST. VINCENT AND THE GRENADINES PORT AUTHORITY**  
**OUTBOUND**  
**MONTHLY CARGO THROUGHPUT 2022**

MONTH	REGIONAL		EXTRA REGIONAL		TOTALS		
	GENERAL CARGO B'BULK	LIVESTOCK	GENERAL CARGO B'BULK	VEHICLES	CONT.	MTLY	YTD
<b>JANUARY</b>	730		-		4,347	5,077	5,077
<b>FEBRUARY</b>	672		-		4,087	4,759	9,835
<b>MARCH</b>	712		2	254	5,190	6,158	15,993
<b>APRIL</b>	595		-	29	4,178	4,802	20,795
<b>MAY</b>	555		5	-	4,174	4,734	25,529
<b>JUNE</b>	525		5	-	4,831	5,361	30,890
<b>JULY</b>	732		7	54	3,630	4,423	35,313
<b>AUGUST</b>	689		-	-	5,111	5,800	41,113
<b>SEPTEMBER</b>	730		-	-	4,089	4,819	45,932
<b>OCTOBER</b>	594		-	-	4,452	5,046	50,979
<b>NOVEMBER</b>	582	30	-	-	4,742	5,354	56,333
<b>DECEMBER</b>	465	-	-	-	4,002	4,467	60,800
<b>TOTAL</b>	<b>7,581</b>	<b>30</b>	<b>19</b>	<b>337</b>	<b>52,833</b>	<b>60,800</b>	

**ST. VINCENT AND THE GRENADINES PORT AUTHORITY**  
**INBOUND**  
**MONTHLY CARGO THROUGHPUT – 2021**

MONTH	REGIONAL		EXTRA REGIONAL								TOTALS	
	GEN.CARGO	PAPER	CEMENT	GEN.CARGO	VEHICLES	LUMBER	FUEL	STEEL	OTHER	CONT.	MTLY	YTD
	B'BULK	ROLLS		B'BULK								
<b>JANUARY</b>	1,134	-	2,602	-	1,028	-	6,548	-	-	14,325	25,637	25,637
<b>FEBRUARY</b>	2,172	66	4,025	-	1,232	530	5,698	-	-	14,331	28,054	53,691
<b>MARCH</b>	1,203	63	5,936	-	1,272	275	3,040	-	-	17,764	29,553	83,243
<b>APRIL</b>	4,105	76	4,273	-	1,923	379	6,813	-	-	19,804	37,373	120,616
<b>MAY</b>	1,829	37	4,612	20	383	447	6,228	-	18	20,630	34,204	154,821
<b>JUNE</b>	1,663	-	2,957	72	765	-	4,609	105	-	24,396	34,567	189,387
<b>JULY</b>	2,143	-	4,672	55	1,142	692	5,669	-	-	17,240	31,613	221,000
<b>AUGUST</b>	2,159	86	4,636	45	1,986	701	7,490	94	-	17,006	34,203	255,204
<b>SEPTEMBER</b>	1,827	108	3,718	66	2,385	585	7,386	34	-	21,347	37,456	292,660
<b>OCTOBER</b>	1,402	-	4,124	75	1,204	66	5,166	104	-	18,831	30,972	323,632
<b>NOVEMBER</b>	2,268	-	4,322	66	1,095	560	5,802	3	-	19,533	33,649	357,280
<b>DECEMBER</b>	2,691	111	4,249	105	1,748	716	8,538	184	6	34,067	52,416	409,696
<b>TOTAL</b>	<b>24,596</b>	<b>547</b>	<b>50,126</b>	<b>504</b>	<b>16,162</b>	<b>4,951</b>	<b>72,987</b>	<b>524</b>	<b>24</b>	<b>239,275</b>	<b>409,696</b>	

**ST. VINCENT AND THE GRENADINES PORT AUTHORITY**  
**OUTBOUND**  
**MONTHLY CARGO THROUGHPUT – 2021**

MONTH	REGIONAL		EXTRA REGIONAL				TOTALS	
	GEN. CARGO	LIVES STOCK	GEN. CARGO	VEHICLE	CEMENT	CONT.	MTLY	YTD
	B'BULK		B'BULK					
<b>JANUARY</b>	560	-	-	-	-	3,066	3,626	3,626
<b>FEBRUARY</b>	585	-	-	10	-	3,589	4,184	7,810
<b>MARCH</b>	541	-	16	-	-	4,521	5,078	12,888
<b>APRIL</b>	709	-	-	11	-	2,553	3,273	16,161
<b>MAY</b>	705	-	2	-	-	4,050	4,757	20,918
<b>JUNE</b>	480	-	5	50	-	4,273	4,808	25,726
<b>JULY</b>	696	-	2	-	-	4,227	4,925	30,651
<b>AUGUST</b>	736	-	3	111	450	4,037	5,337	35,988
<b>SEPTEMBER</b>	652	-	2	25	-	4,193	4,872	40,859
<b>OCTOBER</b>	552	-	2	19	-	3,644	4,217	45,076
<b>NOVEMBER</b>	551	46	-	61	-	3,800	4,459	49,535
<b>DECEMBER</b>	693	-	-	22	-	5,515	6,230	55,764
<b>TOTAL</b>	<b>7,460</b>	<b>46</b>	<b>32</b>	<b>309</b>	<b>450</b>	<b>47,467</b>	<b>55,764</b>	

**ST. VINCENT AND THE GRENADINES PORT AUTHORITY**  
**INBOUND**  
**MONTHLY CARGO TONNAGES STATISTICS BY TYPE - 2022**  
**PORT KINGSTOWN**

MONTH	REGIONAL		EXTRA REGIONAL						TOTALS		
	GEN.CARGO	ROLLS	CEMENT	IN'T	VEHICLES	LUMBER	STEEL	FUEL	CONT.	MTLY	YTD
<b>JANUARY</b>	1,541	0	7,719	7	1,400	395	122	4,792	914	16,890	16,890
<b>FEBRUARY</b>	1,739	100	3,414	56	309	680	-	6,493	1,817	14,608	31,498
<b>MARCH</b>	2,003	0	3,649	305	1,812	-	1,276	9,680	2,380	21,105	52,602
<b>APRIL</b>	2,242	83	4,629	45	1,408	328	293	7,955	1,848	18,831	71,434
<b>MAY</b>	2,002	0	3,572	74	1,678	306	-	6,101	1,971	15,704	87,138
<b>JUNE</b>	1,710	0	6,335	216	1,933	707	-	4,913	1,965	17,779	104,917
<b>JULY</b>	1,950	0	3,932	58	1,516	-	458	5,942	2,561	16,416	121,334
<b>AUGUST</b>	2,371	0	-	82	1,943	578	-	7,069	1,923	13,966	135,300
<b>SEPTEMBER</b>	2,762	7	6,612	78	275	735	161	3,624	2,472	16,726	152,026
<b>OCTOBER</b>	2,481	0	9,785	138	1,952	-	-	5,835	2,538	22,730	174,755
<b>NOVEMBER</b>	1,477	0	2,970	126	189	532	486	5,833	2,870	14,483	189,238
<b>DECEMBER</b>	2,806	0	2,610	138	2,688	394	-	4,619	3,006	16,261	205,499
<b>TOTAL</b>	<b>25,084</b>	<b>190</b>	<b>55,227</b>	<b>1,323</b>	<b>17,103</b>	<b>4,655</b>	<b>2,796</b>	<b>72,856</b>	<b>26,265</b>	<b>205,499</b>	

**ST. VINCENT AND THE GRENADINES PORT AUTHORITY**  
**OUTBOUND**  
**MONTHLY CARGO TONNAGE STATISTICS BY TYPE 2022**  
**PORT KINGSTOWN**

MONTH	REGIONAL		EXTRA REGIONAL		TOTALS		
	GEN. CARGO B'BULK	LIVES STOCK	GEN. CARGO B'BULK IN'T	VEHICLES	CONT.	MTLY	YTD
<b>JANUARY</b>	730	0	0	0	643	1,373	1,373
<b>FEBRUARY</b>	672	0	0	0	154	826	2,199
<b>MARCH</b>	712	0	2	254	653	1,621	3,820
<b>APRIL</b>	595	0	0	29	478	1,102	4,921
<b>MAY</b>	555	0	5	0	329	889	5,810
<b>JUNE</b>	525	0	5	0	746	1,276	7,086
<b>JULY</b>	732	0	7	54	535	1,328	8,414
<b>AUGUST</b>	689	0	0	0	537	1,226	9,640
<b>SEPTEMBER</b>	730	0	0	0	388	1,118	10,759
<b>OCTOBER</b>	594	0	0	0	600	1,194	11,952
<b>NOVEMBER</b>	582	30	0	0	591	1,203	13,155
<b>DECEMBER</b>	465	0	0	0	413	878	14,033
<b>TOTAL</b>	<b>7,581</b>	<b>30</b>	<b>19</b>	<b>337</b>	<b>6,066</b>	<b>14,033</b>	

**ST. VINCENT AND THE GRENADINES PORT AUTHORITY**  
**INBOUND**  
**MONTHLY CARGO TONNAGES STATISTICS BY TYPE -2022**  
**CAMPDEN PARK CONTAINER PORT (CPCP)**

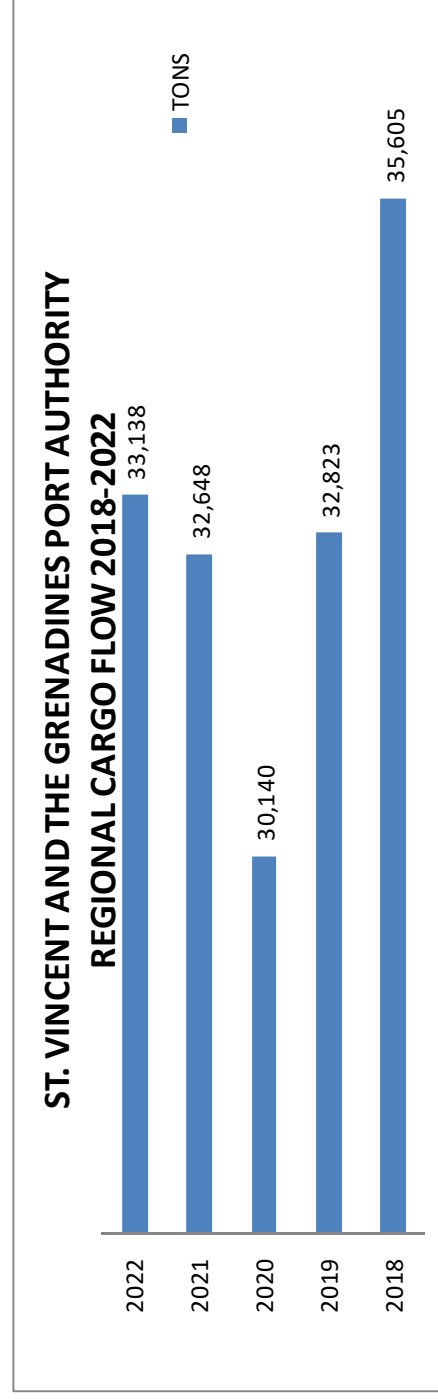
MONTH	REGIONAL	EXTRA REGIONAL				TOTALS		
		PAPER ROLLS	VEHICLES	LUMBER	GEN. CARGO B'BULK	CONT.	MTLY	YTD
<b>JANUARY</b>	-	-	-	-	-	12,843	12,843	12,843
<b>FEBRUARY</b>	-	-	-	-	-	14,539	14,539	27,382
<b>MARCH</b>	-	-	-	-	-	16,504	16,504	43,886
<b>APRIL</b>	-	-	-	-	-	15,467	15,467	59,353
<b>MAY</b>	91		151			15,980	16,222	75,575
<b>JUNE</b>	101	-	-	-	-	18,491	18,592	94,167
<b>JULY</b>	-	-	-	-	-	16,241	16,241	110,409
<b>AUGUST</b>	-	-	-	-	-	19,370	19,370	129,779
<b>SEPTEMBER</b>	-	-	-	-	-	15,467	15,467	145,246
<b>OCTOBER</b>	-	53	-	-	-	13,822	13,875	159,121
<b>NOVEMBER</b>	123	-	163	18		26,626	26,930	186,051
<b>DECEMBER</b>	45	-	-	-	-	26,973	27,018	213,069
<b>TOTAL</b>	<b>360</b>	<b>53</b>	<b>314</b>	<b>18</b>		<b>212,324</b>	<b>213,069</b>	

**ST. VINCENT AND THE GRENADINES PORT AUTHORITY**  
**OUTBOUND**  
**MONTHLY CARGO TONNAGES STATISTICS BY TYPE - 2022**  
**CAMPDEN PARK CONTAINER PORT (CPCP)**

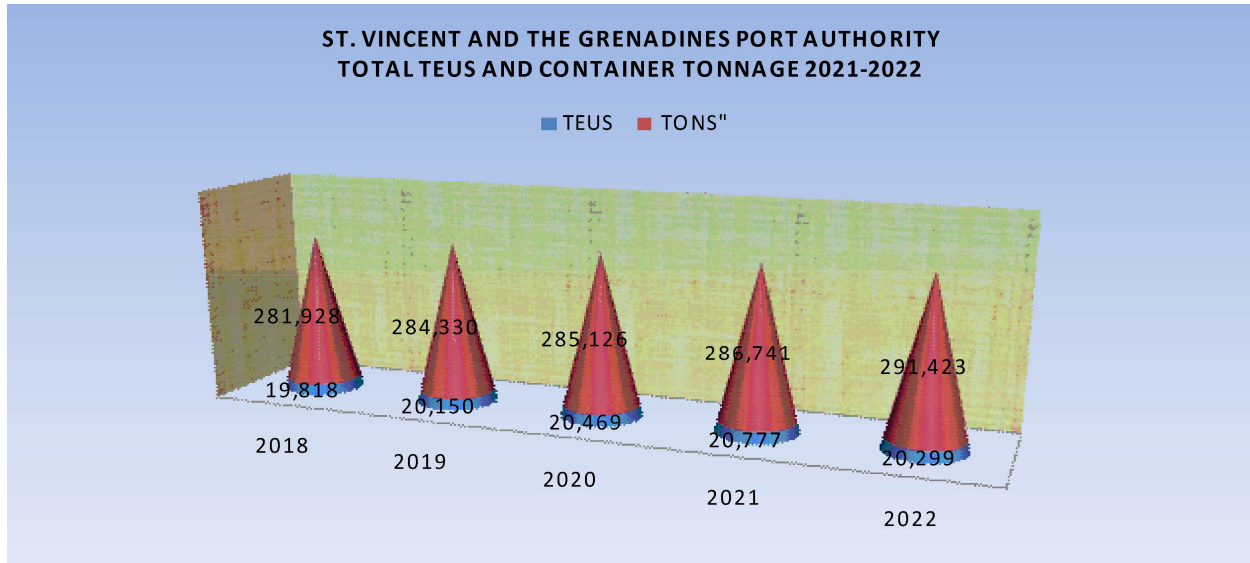
MONTH	EXTRA REGIONAL	TOTALS	
		CONTAINER TONNAGE	MTLY
<b>JANUARY</b>	3,703	3,703	3,703
<b>FEBRUARY</b>	3,933	3,933	7,636
<b>MARCH</b>	4,537	4,537	12,173
<b>APRIL</b>	3,701	3,701	15,874
<b>MAY</b>	3,845	3,845	19,719
<b>JUNE</b>	4,085	4,085	23,804
<b>JULY</b>	3,095	3,095	26,899
<b>AUGUST</b>	4,574	4,574	31,473
<b>SEPTEMBER</b>	3,701	3,701	35,174
<b>OCTOBER</b>	3,852	3,852	39,026
<b>NOVEMBER</b>	4,152	4,152	43,178
<b>DECEMBER</b>	3,588	3,588	46,766
<b>TOTAL</b>	<b>46,766</b>	<b>46,766</b>	

**ST. VINCENT AND THE GRENADINES PORT AUTHORITY**  
**REGIONAL CARGO FLOW - 2018 - 2022**

MONTH	2018	2019	%	2019	2020	%	2020	2021	%	2021	2022	%
			GROWTH			GROWTH			GROWTH			GROWTH
JANUARY	2,706	2,133	-21.18	2,133	3,244	52.09	3,244	1,693	-47.81	1,693	2,271	34.14
FEBRUARY	2,831	2,646	-6.53	2,646	1,414	-46.56	1,414	2,823	99.65	2,823	2,411	-14.59
MARCH	3,238	3,028	-6.49	3,028	2,775	-8.36	2,775	1,807	-34.88	1,807	2,715	50.25
APRIL	3,449	2,006	-41.83	2,006	1,515	-24.48	1,515	4,890	222.77	4,890	2,920	-40.29
MAY	2,303	3,297	43.16	3,297	2,387	(27.60)	2,387	2,571	7.71	2,571	2,648	2.99
JUNE	3,466	2,169	-37.42	2,169	2,515	15.95	2,515	2,143	(14.79)	2,143	2,336	9.01
JULY	2,537	2,380	-6.19	2,380	3,013	26.60	3,013	2,839	(5.77)	2,839	2,682	(5.53)
AUGUST	3,402	3,690	8.48	3,690	2,409	(34.72)	2,409	2,981	23.74	2,981	3,060	2.65
SEPTEMBER	2,556	2,821	10.37	2,821	2,519	(10.71)	2,519	2,587	2.70	2,587	3,492	34.98
OCTOBER	3,119	3,039	-2.56	3,039	3,098	1.94	3,098	1,954	(36.93)	1,954	3,075	57.37
NOVEMBER	3,186	3,412	7.09	3,412	2,467	(27.70)	2,467	2,865	16.13	2,865	2,212	(22.79)
DECEMBER	2,813	2,202	-21.72	2,202	2,784	26.43	2,784	3,495	25.54	3,495	3,316	(5.12)
<b>TOTAL</b>	<b>35,605</b>	<b>32,823</b>	<b>-7.81</b>	<b>32,823</b>	<b>30,140</b>	<b>(8.17)</b>	<b>30,140</b>	<b>32,648</b>	<b>8.32</b>	<b>32,648</b>	<b>33,138</b>	<b>1.50</b>



**ST. VINCENT AND THE GRENADINES PORT AUTHORITY  
TOTAL TEUS AND CONTAINER TONNAGE  
2022**



Container traffic for the year 2022 amounted to 20,299 TEUs and 294,423 tons. TEU's decreased by 2.30% while tonnage increased by 1.63% when compared to the 2021 data. Container activity saw a total of 12,947 boxes being handled, with 6,523 boxes landing and 6,424 boxes being loaded. Pages 14-17 refer.

**ST. VINCENT AND THE GRENADINES PORT AUTHORITY  
CONTAINER TRAFFIC (2021- 2022)**

MONTH	TEUS		GROWTH/DECLINE		CONT. TONNAGE		GROWTH/ DECLINE	
	2021	2022	ACTUAL	%	2021	2022	ACTUAL	%
<b>1<sup>st</sup> QUARTER</b>								
JANUARY	1,409	1,402	(7)	(0.50)	17,391	18,104	713	4.10
FEBRUARY	1,709	1,252	(457)	(26.74)	17,920	20,442	2,522	14.07
MARCH	1,602	1,585	(17)	(1.06)	22,285	24,074	1,789	8.03
<b>QRTLY AVG.</b>	<b>1,573</b>	<b>1,413</b>	<b>(160)</b>	<b>(10.19)</b>	<b>19,199</b>	<b>20,873</b>	<b>1,675</b>	<b>8.72</b>
<b>QRTLY TOTAL</b>	<b>4,720</b>	<b>4,239</b>	<b>(481)</b>	<b>(10.19)</b>	<b>57,596</b>	<b>62,620</b>	<b>5,024</b>	<b>8.72</b>
<b>2<sup>nd</sup> QUARTER</b>								
APRIL	1,619	1,605	(14)	(0.86)	22,357	21,494	(863)	(3.86)
MAY	1,651	1,613	(38)	(2.30)	24,680	22,125	(2,555)	(10.35)
JUNE	2,157	1,774	(383)	(17.76)	28,669	25,287	(3,382)	(11.80)
<b>QRTLY AVG.</b>	<b>1,809</b>	<b>1,664</b>	<b>(145)</b>	<b>(8.02)</b>	<b>25,235</b>	<b>22,969</b>	<b>(2,267)</b>	<b>(8.98)</b>
<b>QRTLY TOTAL</b>	<b>5,427</b>	<b>4,992</b>	<b>(435)</b>	<b>(8.02)</b>	<b>75,706</b>	<b>68,906</b>	<b>(6,800)</b>	<b>(8.98)</b>
<b>3<sup>rd</sup> QUARTER</b>								
JULY	1,580	1,535	(45)	(2.85)	21,466	22,432	966	4.50
AUGUST	1,587	1,771	184	11.59	21,043	26,405	5,362	25.48
SEPTEMBER	1,843	1,705	(138)	(7.49)	25,540	22,029	(3,511)	(13.75)
<b>QRTLY AVG.</b>	<b>1,670</b>	<b>1,670</b>	<b>0</b>	<b>0</b>	<b>22,683</b>	<b>23,622</b>	<b>939</b>	<b>4.14</b>
<b>QRTLY TOTAL</b>	<b>5,010</b>	<b>5,011</b>	<b>1</b>	<b>0</b>	<b>68,049</b>	<b>70,866</b>	<b>2,817</b>	<b>4.14</b>
<b>4<sup>th</sup> QUARTER</b>								
OCTOBER	1,576	1,513	(63)	(4.00)	22,475	20,813	(1,662)	(7.39)
NOVEMBER	1,623	2,522	899	55.39	23,333	34,238	10,905	46.74
DECEMBER	2,421	2,022	(399)	(16.48)	39,582	33,981	(5,601)	(14.15)
<b>QRTLY AVG.</b>	<b>1,873</b>	<b>2,019</b>	<b>146</b>	<b>7.78</b>	<b>28,463</b>	<b>29,677</b>	<b>1,214</b>	<b>4.27</b>
<b>QRTLY TOTAL</b>	<b>5,620</b>	<b>6,057</b>	<b>437</b>	<b>7.78</b>	<b>85,390</b>	<b>89,032</b>	<b>3,642</b>	<b>4.27</b>
<b>Y-T-D TOTAL</b>	<b>20,777</b>	<b>20,299</b>	<b>(478)</b>	<b>(2.30)</b>	<b>286,741</b>	<b>291,423</b>	<b>4,682</b>	<b>1.63</b>

**ST. VINCENT AND THE GRENADINES PORT AUTHORITY  
MONTHLY CONTAINER ACTIVITY 2022**

**INBOUND/OUTBOUND**

MONTH		DOMESTIC				TRANSHIPMENT				TOTAL				LANDED/LOADED		TONNAGE
		20FT		40FT		20FT		40FT		20FT		40FT		BOXES	TEUS	
		MT	F	MT	F	MT	F	MT	F	MT	F	MT	F			
<b>JANUARY</b>	IN	45	157	-	196					45	157	-	196	398	594.0	13,757
	OUT	88	116	285	17					88	116	285	17	506	808.0	4,347
<b>FEBRUARY</b>	IN	55	146	-	240					55	146	-	240	441	681.0	16,356
	OUT	50	123	187	12					50	123	187	12	372	571.0	4,087
<b>MARCH</b>	IN	63	193	1	294					63	193	1	294	551	846.0	18,884
	OUT	33	146	256	24					33	146	256	24	459	739.0	5,190
<b>APRIL</b>	IN	60	179	-	268					60	179	-	268	507	775.0	17,315
	OUT	179	121	252	13					179	121	252	13	565	830.0	4,179
<b>MAY</b>	IN	51	149	3	309					51	149	3	309	512	824.0	17,951
	OUT	79	118	277	19					79	118	277	19	493	789.0	4,174
<b>JUNE</b>	IN	44	187	-	323					44	187	-	323	554	877.0	20,456
	OUT	75	132	322	23					75	132	322	23	552	897.0	4,831
<b>JULY</b>	IN	35	229	3	268					35	229	3	268	535	806.0	18,802
	OUT	51	106	270	16					51	106	270	16	443	729.0	3,630
<b>AUGUST</b>	IN	42	203	1	316					42	203	1	316	562	879.0	21,293
	OUT	172	136	266	26					172	136	266	26	600	892.0	5,111
<b>SEPTEMBER</b>	IN	60	178	-	282					60	178	-	282	520	802.0	17,940
	OUT	178	117	286	18					178	117	286	18	599	903.0	4,089
<b>OCTOBER</b>	IN	70	156	3	249					70	156	3	249	478	730.0	16,361
	OUT	63	112	283	21					63	112	283	21	479	783.0	4,452
<b>NOVEMBER</b>	IN	36	249	-	459					36	249	-	459	744	1,203.0	29,496
	OUT	285	130	431	21					285	130	431	21	867	1,319.0	4,743
<b>DECEMBER</b>	IN	46	187	-	488					46	187	-	488	721	1,209.0	29,979
	OUT	75	90	291	33					75	90	291	33	489	813.0	4,002
<b>TOTAL</b>	IN	607	2,213	11	3,692	-	-	-	-	607	2,213	11	3,692	6,523	10,226.0	238,590
	OUT	1,328	1,447	3,406	243	-	-	-	-	1,328	1,447	3,406	243	6,424	10,073.0	52,835
<b>Grand Total</b>		1,935	3,660	3,417	3,935	-	-	-	-	1,935	3,660	3,417	3,935	12,947	20,299.0	291,424

**ST. VINCENT AND THE GRENADINES PORT AUTHORITY  
MONTHLY CONTAINER ACTIVITY 2021**

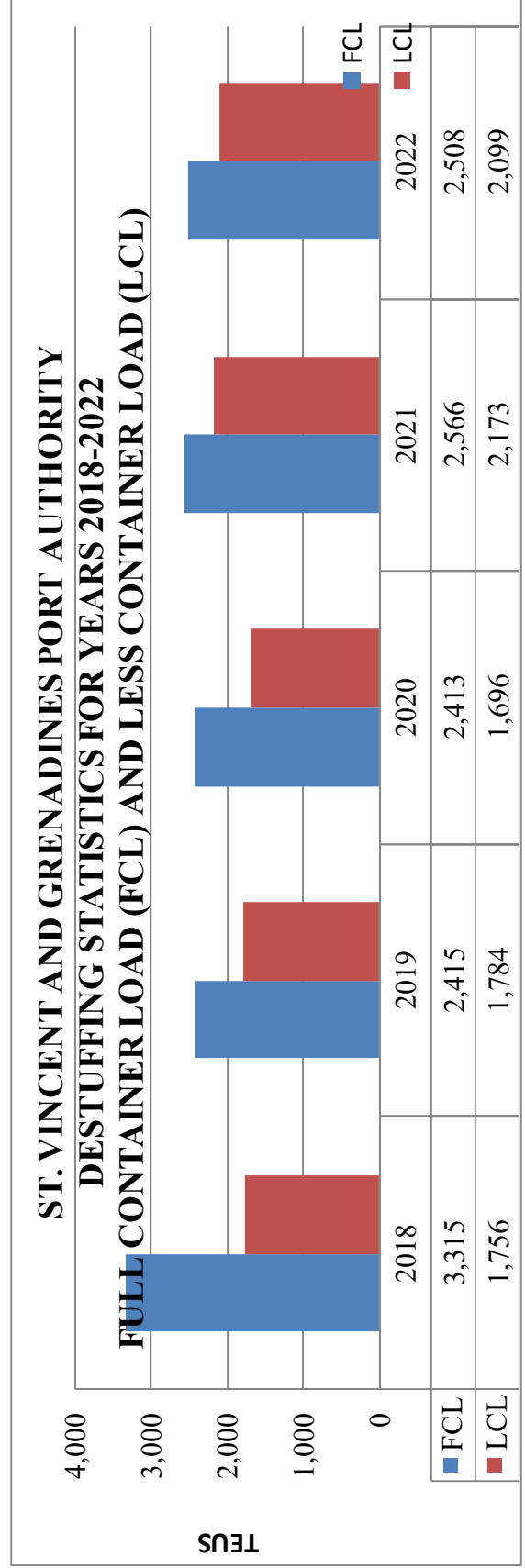
**INBOUND/OUTBOUND**

MONTH		DOMESTIC												LANDED/LOADED		TONNAGE
		20FT		40FT		20FT		40FT		20FT		40FT		BOXES	TEUS	
		MT	F	MT	F	MT	F	MT	F	MT	F	MT	F			
<b>JANUARY</b>	IN	34	122	-	223					34	122	-	223	379	602.0	14,325
	OUT	102	99	280	23					102	99	280	23	504	807.0	3,066
<b>FEBRUARY</b>	IN	41	151	-	219					41	151	-	219	411	630.0	14,331
	OUT	109	126	392	30					109	126	392	30	657	1,079.0	3,589
<b>MARCH</b>	IN	82	151	-	295					82	151	-	295	528	823.0	17,764
	OUT	84	157	248	21					84	157	248	21	510	779.0	4,521
<b>APRIL</b>	IN	26	207	-	304					26	207	-	304	537	841.0	19,804
	OUT	116	78	269	23					116	78	269	23	486	778.0	2,553
<b>MAY</b>	IN	17	159	3	308		7		15	17	166	3	323	509	835.0	20,630
	OUT	143	104	245	21		7		15	143	111	245	36	535	816.0	4,050
<b>JUNE</b>	IN	15	200	-	384					15	200	-	384	599	983.0	24,396
	OUT	164	138	413	23					164	138	413	23	738	1,174.0	4,273
<b>JULY</b>	IN	29	141	-	275					29	141	-	275	445	720	17,240
	OUT	107	147	282	21					107	147	282	21	557	860	4,227
<b>AUGUST</b>	IN	72	194	1	243					72	194	1	243	510	754	17,006
	OUT	78	127	249	65					78	127	249	65	519	833	4,037
<b>SEPTEMBER</b>	IN	68	174	1	336					68	174	1	336	579	916	21,347
	OUT	145	122	295	35					145	122	295	35	597	927	4,193
<b>OCTOBER</b>	IN	30	200	-	283					30	200	-	283	513	796	18,831
	OUT	103	113	255	27					103	113	255	27	498	780	3,644
<b>NOVEMBER</b>	IN	29	147	-	318					29	147	-	318	494	812	19,533
	OUT	76	125	281	24					76	125	281	24	506	811	3,800
<b>DECEMBER</b>	IN	65	231	-	535					65	231	-	535	831	1,366	34,067
	OUT	107	160	365	29					107	160	365	29	661	1,055	5,515
<b>TOTAL</b>	IN	508	2,077	5	3,723	-	7	-	15	508	2,084	5	3,738	6,335	10,078	239,275
	OUT	1,334	1,496	3,574	342	-	7	-	15	1,334	1,503	3,574	357	6,768	10,699	47,467
<b>Grand Total</b>		1,842	3,573	3,579	4,065	-	14	-	30	1,842	3,587	3,579	4,095	13,103	20,777	286,741



**ST. VINCENT AND THE GRENADINES PORT AUTHORITY**  
**DESTUFFING STATISTICS FOR 2018-2022**  
**FULL CONTAINER LOADS (FCL) AND LESS CONTAINER LOADS (LCL)**

MONTH	2018			2019			2020			2021			2022		
	FCL	LCL	TOTAL TEU	FCL	LCL	TOTAL TEU	FCL	LCL	TOTAL TEU	FCL	LCL	TOTAL TEU	FCL	LCL	TOTAL TEU
January	380	144	524	233	134	367	141	116	257	182	124	306	122	137	259
February	364	74	438	148	105	253	175	115	290	196	100	296	93	155	248
March	237	118	355	235	103	338	180	119	299	234	114	348	165	225	390
April	245	114	359	198	134	332	211	98	309	187	131	318	193	151	344
May	271	141	412	208	125	333	206	64	270	308	233	541	210	146	356
June	289	190	479	205	138	343	130	98	228	251	327	578	153	168	321
July	223	150	373	167	131	298	235	135	370	203	203	406	171	140	311
August	251	132	383	228	136	364	171	159	330	176	211	387	245	136	381
September	208	102	310	116	124	240	225	139	364	163	160	323	374	159	533
October	241	139	380	128	125	253	186	140	326	212	150	362	195	116	311
November	342	231	573	282	152	434	221	166	387	231	197	428	313	211	524
December	267	221	488	267	377	644	332	347	679	223	223	446	274	355	629
<b>TOTALS</b>	<b>3,315</b>	<b>1,756</b>	<b>5,071</b>	<b>2,415</b>	<b>1,784</b>	<b>4,199</b>	<b>2,413</b>	<b>1,696</b>	<b>4,109</b>	<b>2,566</b>	<b>2,173</b>	<b>4,739</b>	<b>2,508</b>	<b>2,099</b>	<b>4,607</b>

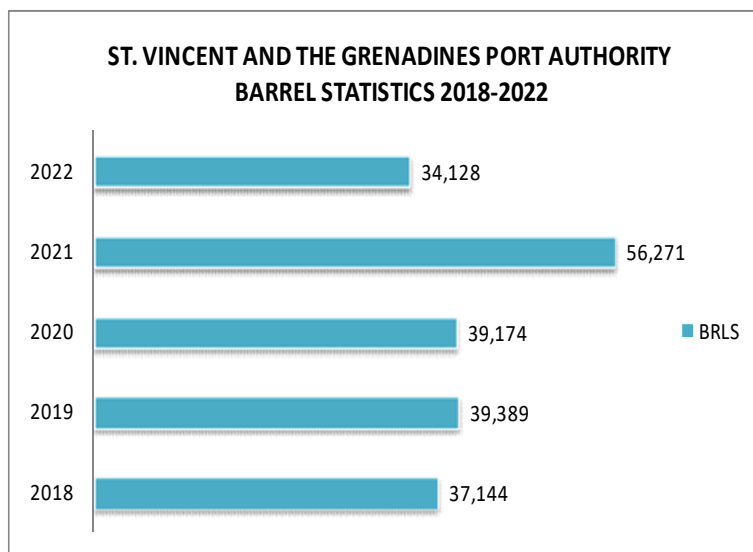




Fuel Tanker  
Tracey Kosan

## ST. VINCENT AND THE GRENADINES PORT AUTHORITY TANKER CALLS AND FUEL STATISTICS 2022

MONTHS	2022						2021			
	LOWMANS BAY		GREAT HEAD BAY		GRENADINES		TOTAL CALLS	TOTAL TONNAGE	TOTAL CALLS	TOTAL TONNAGE
JANUARY	-	-	6	2,224	1	2,568	7	4,792	15	6,548
FEBRUARY	-	-	9	6,493	-	-	9	6,493	13	5,698
MARCH	-	-	11	9,680	-	-	11	9,680	8	3,040
APRIL	-	-	11	7,495	3	460	14	7,955	15	6,813
MAY	-	-	14	6,101	-	-	14	6,101	13	6,228
JUNE	-	-	9	4,913	-	-	9	4,913	9	4,609
JULY	-	-	10	5,584	2	358	12	5,942	9	5,669
AUGUST	-	-	12	6,903	1	166	12	7,069	19	7,490
SEPTEMBER	-	-	9	3,624	-	-	9	3,624	14	7,386
OCTOBER	2	1,369	7	4,466	-	-	9	5,835	8	5,166
NOVEMBER	-	-	12	5,507	2	326	14	5,833	12	5,802
DECEMBER	-	-	9	4,355	2	264	11	4,619	12	8,538
<b>TOTALS</b>	<b>2</b>	<b>1,369</b>	<b>119</b>	<b>67,345</b>	<b>11</b>	<b>4,142</b>	<b>131</b>	<b>72,856</b>	<b>147</b>	<b>72,987</b>

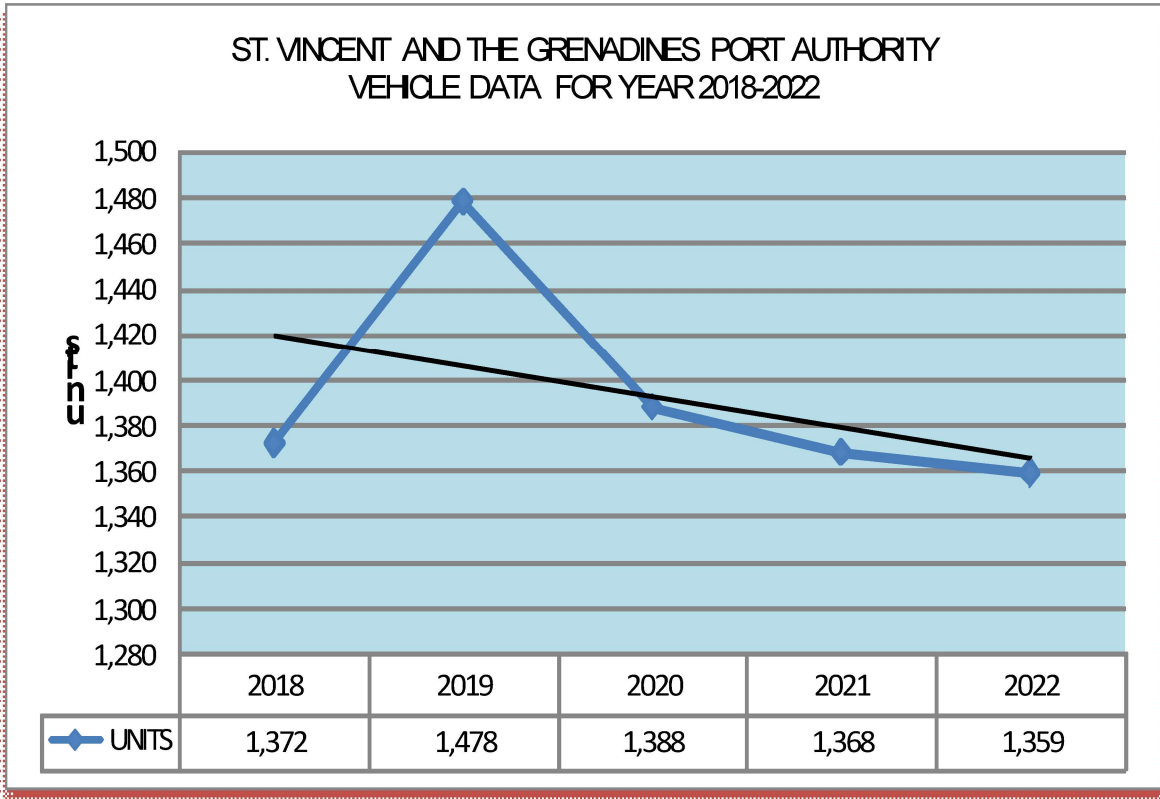


Total barrel statistics amounted to 34,128 barrels, a reduction of 22,143 barrels or 39.35% over 2021. The huge disparity was due to the generosity of Vincentian and well wishers abroad who contributed to the rebuilding efforts after the eruption of the La Soufriere volcano in April of 2021. In comparison to 2020 there was a decline in barrels by 12.88% and a decline of 13.36% when compared to 2019. Graph and Table refers.

**ST. VINCENT AND THE GRENADINES PORT AUTHORITY  
BARREL STATISTICS BY AGENT 2022**

NAME OF AGENTS	KINGSTOWN	CPCP	TOTAL
ARABESQUE	9,069	20	9,089
WILLS AGENCY	594	0	594
ALLIANCE	421	175	596
SQUARE DEAL SHIPPERS	118	305	423
TROPICAL	0	5,206	5,206
GENERAL AND MARITIME	106	0	106
PREMIER LOGISTICS SERVICES	465	0	465
TRANS OCEAN	72	425	497
KELLY ENTERPRISES	14	0	14
AOXES INTERNATIONAL	0	13	13
CARIB TRANS	0	4,192	4,192
COREAS	256	0	256
STANDARD CARIBBEAN	105	4,596	4,701
COX AND RICHARDS	1,699	0	1,699
DIANNE SHIPPING	49	0	49
STANDARD SHIPPERS	1,853	1	1,854
GOLF	0	40	40
SAP SHIPPING	24	0	24
A&A SHIPPING	401	0	401
CLM AGENCIES	502	0	502
GLOBAL LINKS	106	32	138
HARRY'S SHIPPING	123	18	141
MAJESTIC	0	168	168
SWIFT PAC	0	193	193
WILLIAMS	121	0	121
TP'S SHIPPING	828	284	1,112
ADAMS CUSTOMS	0	14	14
BMC AGENCIES	78	0	78
T&T SHIPPING	381	64	445
A.G.O.	28	40	68
SOCO'S	0	584	584
MARSHALL SHIPPING	2	0	2
CV'S CUSTOMS	0	59	59
KS & SONS CUSTOMS	44	0	44
FOCUS CUSTOMS & SHIPPING	24	110	134
BRANCH SHIPPING	3	5	8
MICHKA'S	0	12	12
TREVOLINE'S ENTERPRISES			0
PAS CARGO SHIPPING	0	86	86
<b>TOTAL</b>	<b>17,486</b>	<b>16,642</b>	<b>34,128</b>

**ST. VINCENT AND THE GRENADINES PORT AUTHORITY  
VEHICLE DATA FOR YEAR 2018-2022**



**ST. VINCENT AND THE GRENADINES PORT AUTHORITY  
VEHICLE STATISTICS 2018-2022**

Month	YEARS				
	2018	2019	2020	2021	2022
January	97	59	136	108	124
February	111	131	39	108	25
March	85	173	137	125	151
April	162	141	134	163	102
May	140	154	43	42	129
June	113	133	118	70	132
July	92	120	122	109	137
August	125	111	132	141	168
September	143	124	95	170	34
October	92	108	116	105	130
November	98	46	149	95	25
December	114	178	167	132	202
<b>TOTAL</b>	<b>1,372</b>	<b>1,478</b>	<b>1,388</b>	<b>1,368</b>	<b>1,359</b>

**ST. VINCENT AND THE GRENADINES PORT AUTHORITY  
Y-T-D VEHICLE DATA BY MAKE 2022**

<b>MAKE</b>	<b>NEW</b>	<b>USED</b>	<b>TOTAL</b>
NISSAN	21	170	191
TOYOTA	13	481	494
SUZUKI	7	366	373
MAZDA		31	31
BMW		18	18
MITSUBISHI		16	16
HONDA		30	30
DAIHATSU		11	11
KIA		12	12
SUBARU		11	11
ISUZU		20	20
HINO	2	17	19
FORD		8	8
CHEROKEE		2	2
VOLKSWAGEN		1	1
HYUNDAI		17	17
MERCEDES BENZ		5	5
AUDI		10	10
LEXUS		9	9
LIBERTY JEEP		1	1
CHEVROLET		3	3
MINICOOPER		1	1
CATEPILLAR		2	2
VOLVO		2	2
WRANGLER		3	3
JEEP		2	2
KOMATSU		3	3
RANGE ROVER		1	1
BUICK		1	1
JCB		4	4
ESCALADE		1	1
TRAILOR		1	1
DENNIS		1	1
INFINITY		2	2
KUBOTA		2	2
BICYCLES		14	14
PEUGOT		1	1
ABARTH		1	1
DEMI		1	1
KAWASAKI		2	2
MARLEY DAVIDSON		1	1
TRACTOR		2	2
MACK		1	1
PARTNER		2	2
JAGUAR		1	1
YAMAHA		1	1
GALEO		1	1
GLADIATOR		1	1
DAF		5	5
DODGE		2	2
GIO ENTHAL		1	1
XE60DA		1	1
DUMP TRUCK		3	3
JAC		1	1
OTHER		9	9
<b>TOTAL</b>	<b>43</b>	<b>1,316</b>	<b>1,359</b>

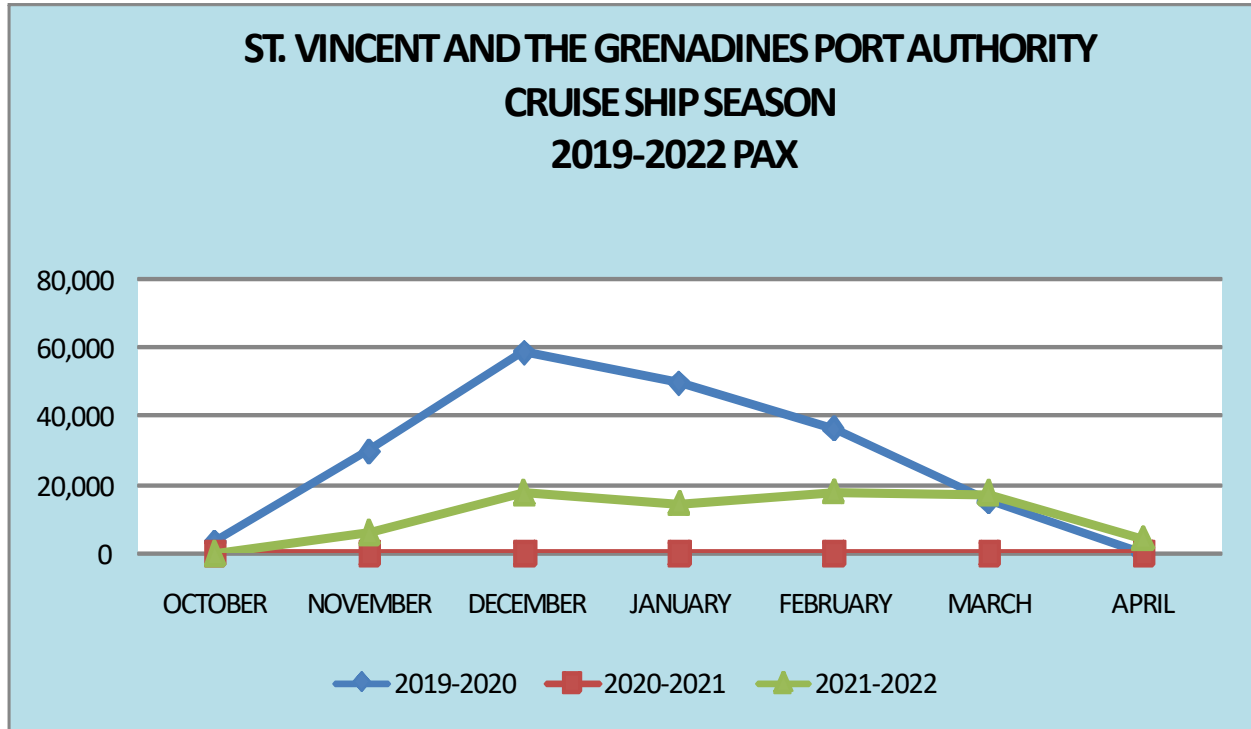
**ST. VINCENT AND THE GRENADINES PORT AUTHORITY**

**VESSEL STATISTICS BY TYPE**

TYPE OF VESSEL/ SHIP	2022				2021			
	TOTAL GROSS TONNAGE (GRT)	NUMBER OF VESSEL CALLS	LOCAL	FOREIGN	NUMBER OF VESSEL CALLS	LOCAL	FOREIGN	
<b>CARGO VESSELS:</b>								
OVER 100 TONS	303,237	311	202	109	364	240	124	
UNDER 100 TONS	1,836	38	16	22	56	41	15	
<b>RO RO</b>	862,261	21	0	21	24	0	24	
<b>CONTAINER SHIPS</b>	1,332,434	137	52	85	168	53	115	
<b>TANKER</b>	640,168	118	0	118	129	0	129	
<b>REEFERS</b>	667,850	47	0	47	50	0	50	
<b>BARGE</b>	20,346	8	0	8	5	1	4	
<b>TUGS</b>	4,824	12	5	7	9	4	5	
<b>BULK CARRIERS</b>	45,851	2	0	2	3	0	3	
<b>CRUISE SHIPS</b>	6,983,378	97	0	97	30	1	29	
<b>TOTALS</b>	<b>10,862,184</b>	<b>791</b>	<b>275</b>	<b>516</b>	<b>838</b>	<b>340</b>	<b>498</b>	

## SVG PORT AUTHORITY CRUIS SHIP SEASON 2021-2022

Cruise ship arrivals for the 2021-2022 season amounted to 150 calls and 78,918 passengers. This was a vast improvement over the 2020-2021 cruise season which was plagued by the 2019 Corona virus pandemic. In comparison against the 2019-2020 season, calls decreased by 16.67% while passengers decreased by 59.22 %.



## ST. VINCENT AND THE GRENADINES PORT AUTHORITY CRUISE SHIP SEASON KINGSTOWN AND THE GRENADINES 2021-2022

PORTS OF CALL	NO OF CALLS	NO OF PAX
KINGSTOWN	77	67,810
BEQUIA	35	6,557
UNION	38	4,551
<b>TOTAL</b>	<b>150</b>	<b>78,918</b>

**ST. VINCENT AND THE GRENADINES PORT AUTHORITY**  
**CRUISE SHIP SEASON**  
**2021-2022**

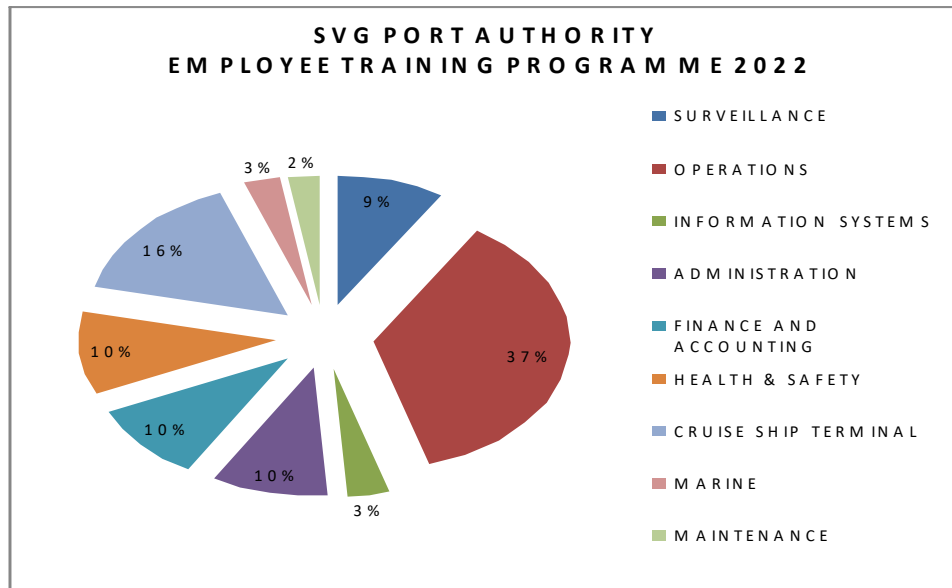
<b>CRUISE SHIPS</b>	<b>CALLS</b>	<b>PAX</b>	<b>CAPACITY PER SHIP</b>	<b>OCCUPANCY %</b>
<b>SHIPS UNDER 250 METERS</b>				
SEA BOURNE ODESSEY	12	2,807	486	48
SEA DREAM	14	1,058	112	67
WINDSTAR	7	284	160	25
SILVER SPIRIT	5	1,917	648	59
SEVEN SEAS SPLENDOR	1	430	700	61
ROYAL CLIPPER	17	2,443	224	64
SILVER CLOUD	1	221	296	75
WORLD VOYAGER	4	311	200	39
LE DEMONTE D'URVILLE	18	1,492	217	38
MS MARINA	1	390	1,238	32
WIND SURF	1	77	312	25
LE CHAMPLIN	6	801	184	73
STAR LEGEND	3	305	270	38
MS INSIGNIA	1	281	656	43
SEVEN SEAS NAVIGATOR	4	1,038	490	53
SILVER WHISPER	3	799	420	63
SEVEN SEAS EXPLORER	1	567	829	68
<b>SUBTOTAL</b>	<b>99</b>	<b>15,221</b>	<b>7,442</b>	<b>51</b>
<b>SHIPS OVER 250 METERS</b>				
BRITANNIA	10	15,138	3,647	42
AIDA PERLA	11	17,610	3,284	49
MARELLA DISCOVERY	3	2,492	1,977	42
GRADEUR OF THE SEAS	15	14,030	2,154	43
AZURA	6	9,749	3,400	48
COSTA DELIZIOSA	5	3,151	2,712	23
CELEBRITY EQUINOX	1	1,527	3,078	50
<b>SUBTOTAL</b>	<b>51</b>	<b>63,697</b>	<b>20,252</b>	<b>42</b>
<b>GRAND TOTAL</b>	<b>150</b>	<b>78,918</b>	<b>27,694</b>	<b>47</b>



**ST. VINCENT AND THE GRENADINES PORT AUTHORITY  
CRUISE SHIP SEASON  
2019-2022**

MONTH	CALLS	CALLS	CALLS	PAX-ARRIVALS	PAX-ARRIVALS	PAX-ARRIVALS
	2019-2020	2020-2021	2021-2022	2019-2020	2020-2021	2021-2022
OCTOBER	6	0	1	3,174	0	127
NOVEMBER	24	1	10	29,844	53	6,243
DECEMBER	51	0	34	58,905	0	17,702
JANUARY	48	0	30	49,956	0	14,700
FEBRUARY	32	0	35	36,396	0	18,036
MARCH	19	0	35	15,227	0	17,634
APRIL	0	0	5	0	0	4,476
<b>TOTAL</b>	<b>180</b>	<b>1</b>	<b>150</b>	<b>193,502</b>	<b>53</b>	<b>78,918</b>





AREA OF TRAINING	NUMBER OF PARTICIPANTS	FACILITATOR
Strategic Planning & Implementation	23	Mr. Harvey Miller
Integrated Logistic & Supply Chain Management	2	Mr. Harvey Miller
Remedial Forklift Training (Theory & Practical)	1	SVGPA
Occupational Health & Safety	1	UWI
Procurement Management	2	UWI
Foundations in Record Keeping	1	UWI
Supervisory Management	1	UWI
Business Writing & Communications	1	UWI
National Level Exercise	1	NEMO & CDEMA
Development of National Strategy on Statistics	1	SVG Statistical Office
Carib Wave Tsunami Exercise	6	NEMO
Jockey Truck Training	3	J. Christopher
Fire & Emergency Procedures	10	Fire Department - RSVGPF
Forklift Training	4	SVGPA
Pension Plan Trustees	1	FSA
Operations of OECS Custom Union	1	Ministry of Finance
Cyber Security	1	Port Management Association
Validation Work Shop	1	SVG Statistical Office
Cargo Handling and IMDG	29	Caribbean Maritime University
Surveillance	21	Caribbean Maritime University
Disaster Risk Manement for Ports	1	OAS/CIP
Jockey Truck Training	3	SVG Port Authority
Audit Mentor - ISO 45001 & 14001	1	British Safety Council
Defensive Driving	4	Jaric
Port State Measures - Fisheries Div	1	Division of Fisheries
Negotiation Skills	2	CSA
Managing Conflict - CSA	8	CSA
Port Security	1	OAS/CIP
Regional Risk Management System	2	SVGPA
Ballast Water Management	1	Colombia
Risk Assessment	3	British Safety Council
Import Export Guide	1	Ministry of Foreign Affairs
Making Cities Resilient 2030	1	NEMO
Emergency Response -H&S Dept & RSVGPF	87	SVG Port Authority & RSVGPF
Mass Casualty Management - Ministry of Health, Wellness and the Environment	2	Ministry of Health Wellness & the Environment
Foundations and Application of Training and Development	3	PMAC
ISPS Capacity Building Seminar - Designated Authority & US Coast Guard	5	Designated Authority & US Coast Guard
Improved Disasters Risk Management - Ministry of Foreign Affairs and Foreign Trade & OAS	1	Ministry of Foreign Affairs & OAS

**Prepared by: St. Vincent and the Grenadines Port Authority**  
**P.O. Box 1237, Upper Bay Street, Kingstown, St. Vincent, West Indies**  
**Tel. #: 784-456-1830**  
**Fax # 784-456-2732**  
**Email: [portadmin@svgpa.com](mailto:portadmin@svgpa.com)**  
**Website: [www.svgpa.com](http://www.svgpa.com)**